



ONEONTA CITY






SCHOOL SYSTEM SNAPSHOT: 2020 EDITION*

27605 State Hwy. 75 | Oneonta, AL 35121 | (205) 625-4106

Superintendent Daniel Smith

Board Members Donald Maples, Ricky Hicks, Patrick Adams, Stephen C. Anderton, Sharon Breaseale

By the Numbers

	Schools¹	3
	Students/ADM²	1,501
	Free & Reduced Lunch	45%
	Community Eligibility Program	23%
	Number of Route Buses³	10
	State-Funded Buses ⁴	50%
	Students Bused	552
	Full-Time Employees	148
	Teachers	92
	Principals/ Assistant Principals	5
	Counselors	3
	Librarians	3
	Other Certified Employees	1
	Support Personnel	44

¹ Schools with enrollment, including Alternative and Career Technical Education
² Average Daily Membership
³ Data collected in FY16 and used for FY18 funding
⁴ Percent of school system bus fleet renewal eligible for state funding
⁵ Calculation excludes Transportation Fleet Renewal and Public School Fund Capital Outlay
⁶ 2017-2018 NEA Rankings of the States



\$903,537

Cost of One Month's
Operation⁵

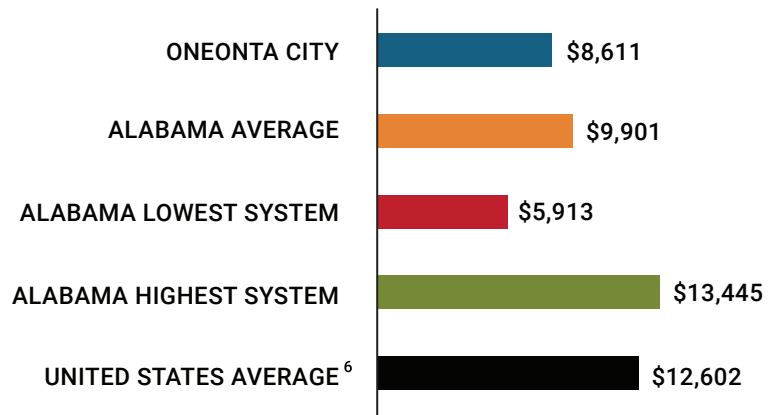


2.20

Number of Months
Reserve Balance

Compare Your School System

Total Per-Pupil Expenditures (PPE)



Oneonta City

Per Pupil Expenditures

Federal PPE Rank **117**

State PPE Rank **82**

Local PPE Rank **109**



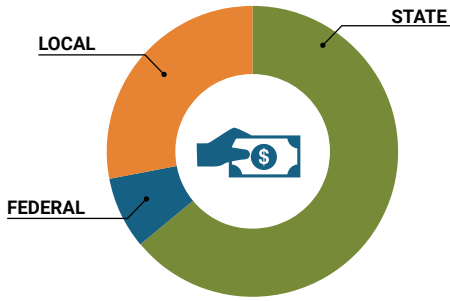
Per Pupil Expenditures among 137 systems

OVERALL SYSTEM RANK 127

* THIS REPORT INCLUDES FISCAL YEAR 2018 DATA

School System Revenue

How was your school system funded?¹



\$9,279,991	STATE	64%
\$1,099,327	FEDERAL	8%
\$4,171,422	LOCAL	29%
— \$698,220	Local 10-Mill Match	
\$3,473,202	AVAILABLE LOCAL REVENUE	

VALUE OF 1-MILL
For Your School System

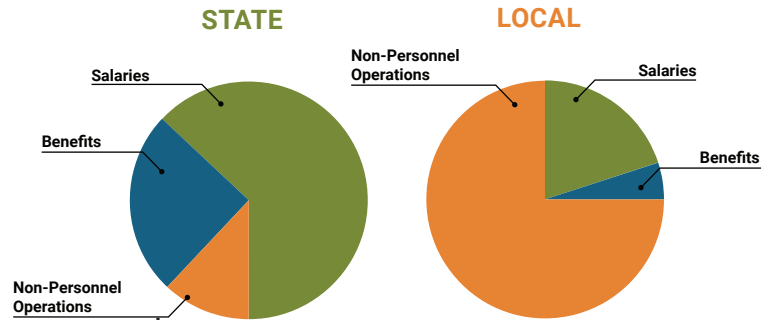
\$69,822

School System Spending

How did your school system spend state & local dollars?¹

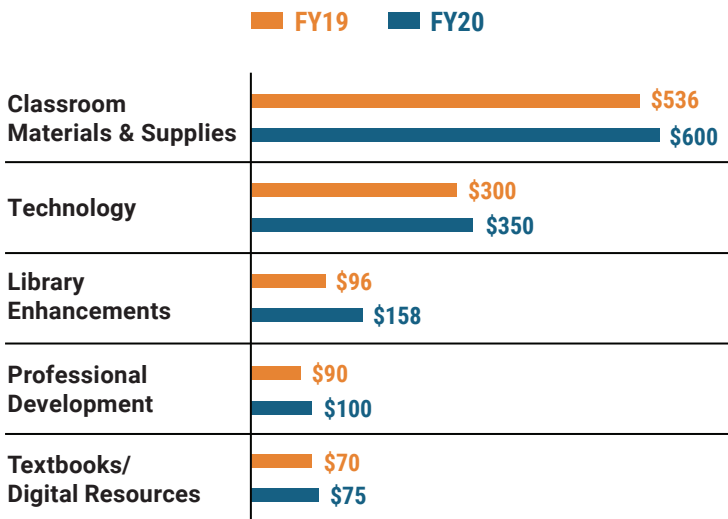
	STATE SPENDING ^{2,3}	LOCAL SPENDING ²
Salaries	\$6,026,692	\$522,052
Benefits	\$2,368,229	\$124,236
Non-Personnel Operations	\$1,105,459	\$1,936,575
TOTAL	\$9,500,380	\$2,582,863

¹ Revenues and expenditures may contain nominal variances
² Does not include debt service or capital outlay
³ Includes 10-mill match

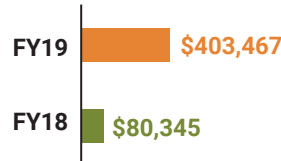


Only 12% of state funding goes to Non-Personnel Operations

Instructional Support



Educational Advancement & Technology Fund⁴



⁴ These one-time supplemental funds may be used for repairs and deferred maintenance, classroom instructional supplies, insurance for facilities, transportation, technology and school safety measures.

System Debt

TOTAL DEBT⁵
\$3,823,917

DEBT PER STUDENT
\$2,547

⁵ The debt totals in system audit reports may differ due to audit adjustments



ALABAMA
ASSOCIATION OF
SCHOOL BOARDS

Sally Smith, J.D.
Executive Director

Lissa Tucker, J.D.
Director of Government Relations

43 South Jackson Street
Montgomery, Alabama 36104

1-800-562-0601 | AlabamaSchoolBoards.org

[@AlaSchoolBoards](https://twitter.com/AlaSchoolBoards) [Facebook.com/AlabamaSchoolBoards](https://facebook.com/AlabamaSchoolBoards)